

**Ready, Set, Go365!**

# **How To Create An Account & Take Online Health Assessment**



**Go365, for wellness and rewards**

# Go365 – How to Register & Take HA

for Individuals & Families Employers Agents & Brokers Providers Español

Humana Contact us Ask Humana Close

Medicare Insurance Health & Wellness

Thank you for becoming a member  
Get instant access to your plan with My Humana

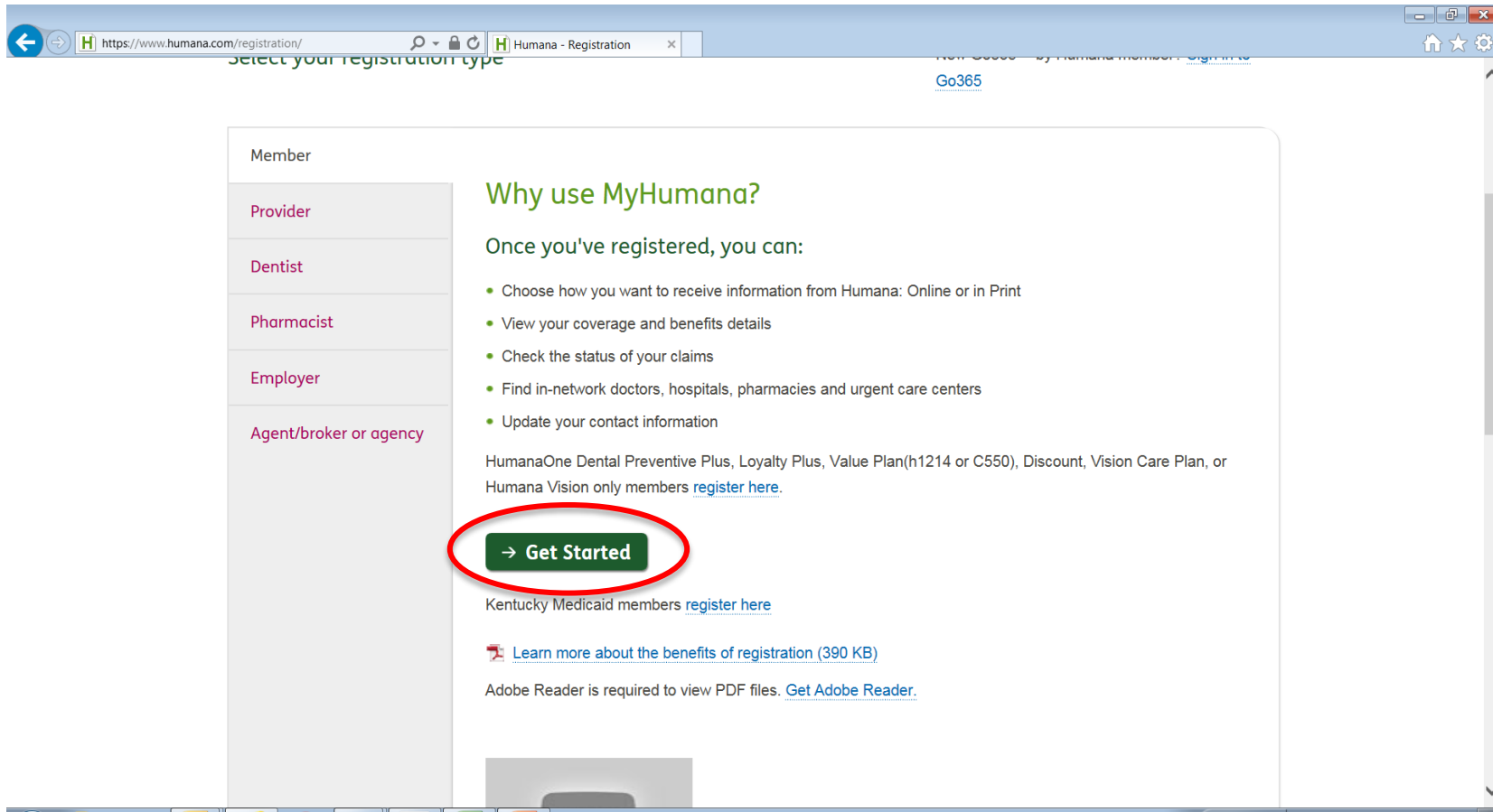
Register for MyHumana

Username  
.....  
Sign in  
 Remember my username ?  
Forgot username?  
Forgot password?  
New user? Register now.

Medicare Dental & Vision Group Insurance Humana Pharmacy

- Go to Humana.com
- Click on “Register now.”





- Click “Get Started”



The screenshot shows the Humana registration page. At the top, there's a navigation bar with the URL <https://www.humana.com/registration/member-info>. The main heading is "Registration" in green. Below it, the section is "Member information" with the text: "Enter your identifying information to access MyHumana, where you can find coverage options, claims and more." There are three tabs: "Medicare", "Medicaid", and "All other members", with the last one circled in red. Below the tabs are input fields for "Member ID number" (with a help icon), "Medicare claim number", "Date of birth" (MM/DD/YYYY), and "ZIP code". A green "Continue" button and a "Cancel" link are at the bottom. On the right, there are links for "Already Registered?", "Not a member?", and "New Go365™ member?". Below that is a "Need help finding your member ID?" section with a sample Humana Medicare card. The card shows "Humana Medicare" and "Member ID: HXXXXXXXX" circled in green. At the bottom right of the card, it says "CMS XXXXX XXX". A pagination bar shows "1 2 3 4 5" with a right arrow.

- Click “All other members” (in red)
- Enter Member ID
- Enter DOB
- Enter Zip Code
- Click “Continue”
- On the Next Page:
  - Complete registration – create user name, password and security question
  - Be sure to write down your username and password for future use
  - If you do not remember your log in information, you can utilize the “forgot username/password” links



# Go365 – How to Register & Take HA

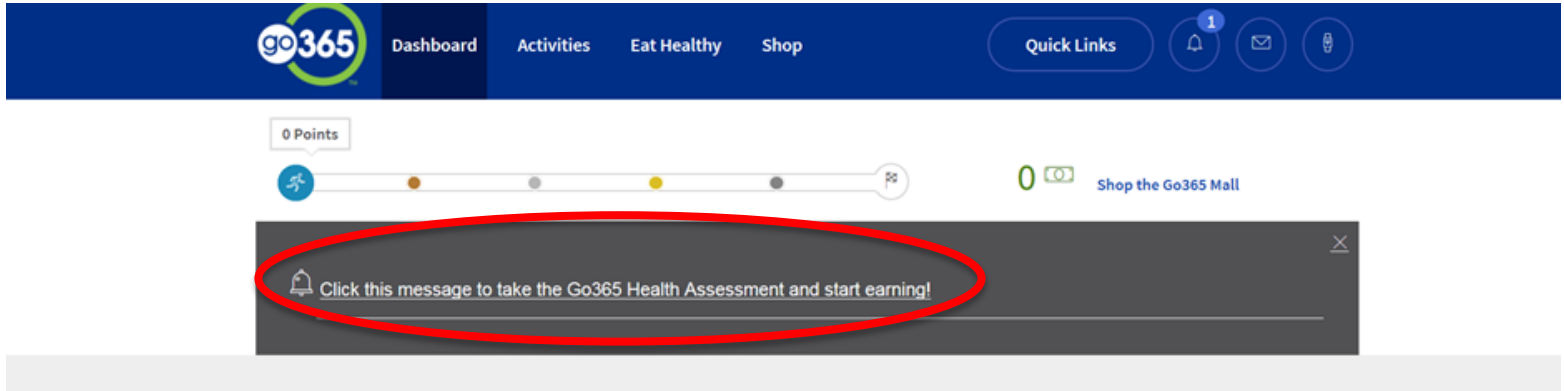
The screenshot shows the MyHumana website interface. At the top, there is a navigation bar with 'My Insurance', 'Go365', and a blue square with the number '1'. To the right, it says 'Welcome, Heidi' and has links for 'My Profile' and 'Contact Us'. Below this is the MyHumana logo and a search bar. A green navigation bar contains a home icon, 'Coverage, Claims & Spending', 'MyHealth', 'Get Healthy', 'Pay my bill', and icons for a pharmacy, notifications, and email. The main banner features the text 'Go365 is here!' and 'Ready to keep working on better health and reap rewards from healthier living?' with a 'Learn more' button. Below the banner is a menu with 'Medical', 'Dental', 'Pharmacy', 'Other', and 'Go365' (highlighted with a blue square and the number '2'). The Go365 dashboard content includes the Go365 logo, the text 'Get going. Stay inspired.', and a call to action: 'Check out your Go365™ dashboard to see your personalized activities. Keep moving - and earning! Ready? Go365!'. Below this is a table with three columns: 'Platinum status', 'Points', and 'Bucks'. The 'Points' column shows '41,529' and the 'Bucks' column shows '7,906'. A blue square with the number '2' is positioned to the left of the table. At the bottom of the dashboard is a link: 'Visit Go365.com →'.

1) Click on the Go365 Tab (top)





OR

1) 2) click the “Visit Go365.com” link to be directed to your personalized Go365 Dashboard





- This is your Go365 Dashboard
- Click the “Click this message to take the Go365 Health Assessment and start earning!” link to complete your online Health Assessment and earn up to 1,250 Points!

| Activity   | Points |                   |
|--|--------|-------------------|
| <b>Health Assessment</b> <br>Take your full Go365 Health Assessment online or on the App and earn Points for completing it for the first time each program year.  | 500    | once/program year |
| <b>Health Assessment sections</b> <br>Earn 50 Points for each section you complete online or on the App:<br>OR >> Get Active >> Eat Better >> Reduce Stress >> Be Well >> Stay Healthy >> Know Me<br><i>Bonus Points when you complete all six sections</i> | 50     |                   |
| <small>Adult children are not eligible to earn Points or Bonus Points for Health Assessment completion.</small>  |        |                   |
| <b>First Step Health Assessment Bonus</b> <br>Once-in-a-lifetime reward for your first-time Health Assessment completion.   | 500    | once/lifetime     |
| <b>90 Day Health Assessment Bonus</b> <br>Earn Bonus Points when you complete your Health Assessment within 90 days of your Go365 program effective date or program renewal date.   | 250    | once/program year |

